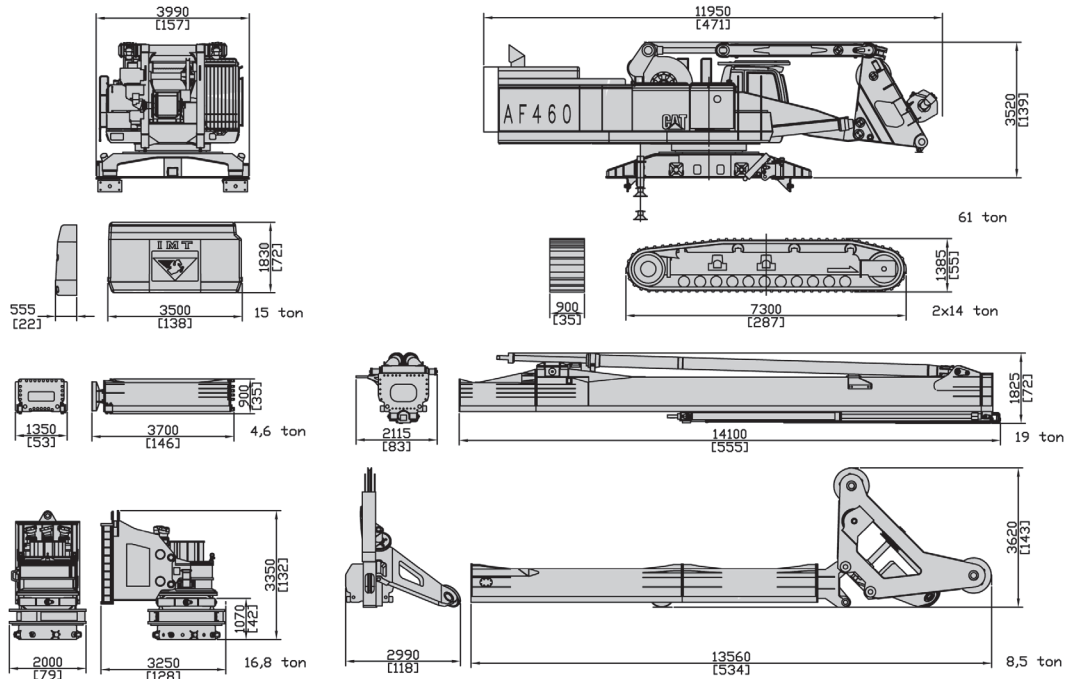


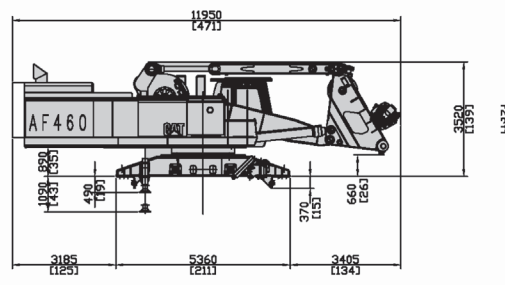
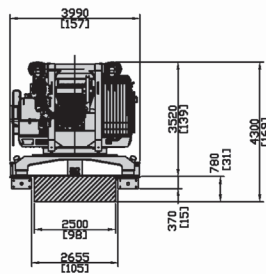
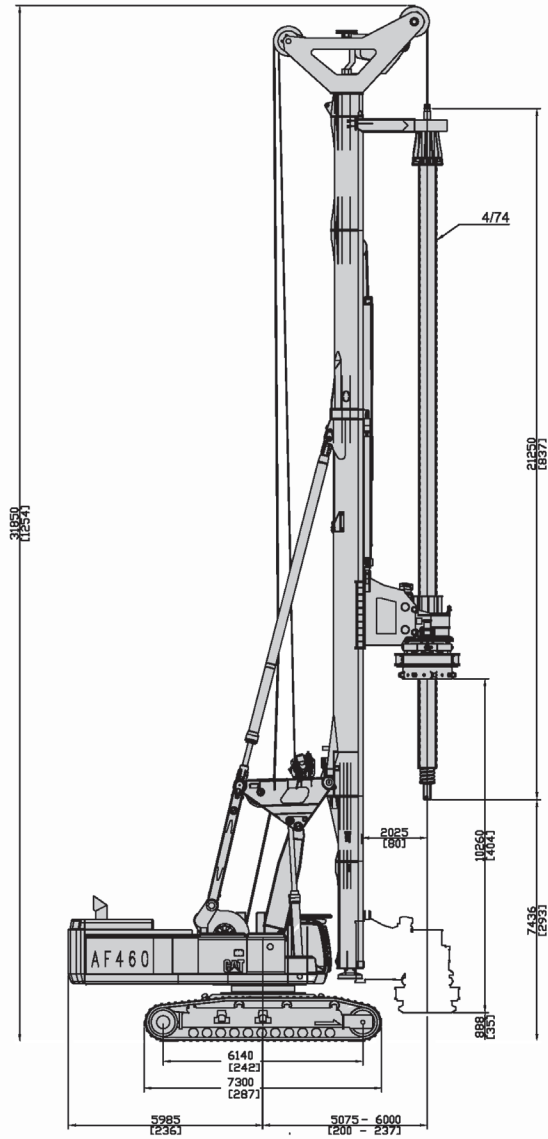
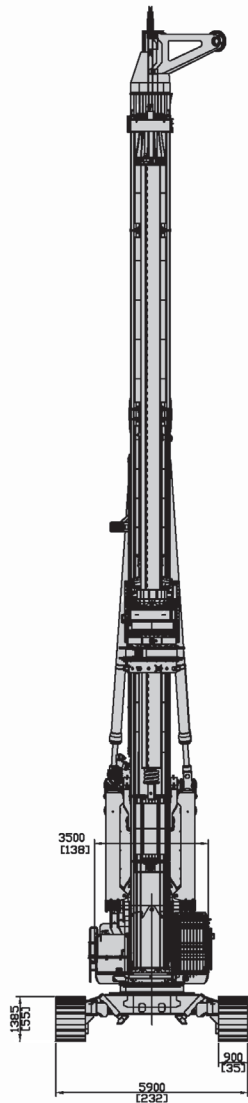


# AF 460 Kelly bar



<b>Base</b>		<b>CAT 385 C</b>	<b>CAT 385 C</b>
Undercarriage length / widening range / shoe	mm	7300/5900/900	in 287/232/35
Engine type		<b>CAT C18</b>	<b>CAT C18</b>
Power	Kw	390 KW (530HP) @ 1800rpm	Kw 390 KW (530HP) @ 1800rpm
<b>Rotary</b>			
Installed torque	kNm	460	lbf ft 340000
Working speed	rpm	7 - 16	rpm 7 - 16
Discharge speed	rpm	32 - 75	rpm 32 - 75
<b>Winches</b>			
Main winch pull force	kN	450	lbf 101000
Main winch speed	m/min	54	ft/min 177
Main winch Cable diameter	mm	40	in 1,6
Auxiliary winch pull force	kN	180	lbf 40500
Auxiliary winch Speed	m/min	80	ft/min 262
Auxiliary winch Cable diameter	mm	26	in 1
<b>Crowd system</b>			
Kelly crowd push	kN	620	lbf 140000
Kelly crowd pull	kN	710	lbf 160000
Stroke	mm	10260	in 404
<b>Mast</b>			
Mast raking forward		15°	15°
Mast side raking		5°	5°
Mast raking backwards		15°	15°
Pile max. diameter	mm	4000	in 157
<b>Kelly bar</b>			
Standard		4/74	4/74
Options available		4/60 - 4/90 - 5/110	4/60 - 4/90 - 5/110
Operating Weight w/standard kelly bar	t (metric)	165	lbs 363762

# Measurements in working phase



**IMT**  
INTERNATIONAL

**Legal Headquarters:**  
Via dei Gracchi, 91 - 00192 Roma Italy

**Offices and Plant:**  
Via d'Ancona, 39 - 60027 Osimo (An) - Italy

Tel. + 39 071 723341 r.a. - Fax + 39 071 7133352  
www.imtspa.com - imt@imtspa.com

All technical data are purely indicative and subject to change without notice.